



QVR-QVR/S-QLC

KEY FEATURES:

- ✓ **Variable Output:** Enjoy fully adjustable voltage outputs ranging from 0-98% Output, providing precise control over power distribution.
- ✓ **Triac for Inrush Protection:** Equipped with a large triac, these regulators can handle high inrush currents, ensuring safety and reliability in industrial settings.
- ✓ **Robust and Compact Design:** Built to last, these regulators feature a robust and compact enclosure, ideal for demanding environments.
- ✓ **Optional Extras:** Adhesive backed silver label and hairline knob are optional extras for convenient front panel mounting, enhancing usability.

APPLICATIONS:

- Ovens
- Bain Marie
- Hot food cupboards
- Heated Gantry
- Quartz Lamps / Heat Lamps
- Moulders
- Dryers
- Heating Elements
- Some inductive loads, e.g., transformers and motors.

VARIANTS:

- **QVR** – Non-Switched Potentiometer
- **QVR/S** – Switched Potentiometer
- **QLC** – 4-Positioned Switch Potentiometer

Introducing our Voltage Regulators, designed to maintain voltages within a compatible range for seamless operation of electrical components. Ideal for controlling and stabilizing voltage supplied to quartz lamps, these regulators offer versatile functionality for various applications.

In commercial kitchens, our Voltage Regulators prove indispensable. From powering ovens to maintaining consistent heat in heated gantries, these regulators ensure the smooth operation of essential equipment. With their robust and compact design, they can withstand the demanding environments of busy kitchens, providing reliable power control for prolonged periods. Whether it's powering quartz lamps for food warming or operating moulders for pastry preparation, our Voltage Regulators offer the precision and stability required for optimal performance.

TECHNICAL SPECIFICATIONS

Specifications	TB** Regulator	Regulator
Maximum RMS* on-state current	15A	17A
Minimum Operating Current	200mA	
Triac Limiting RMS on state Current	25A	
Peak one cycle surge @ 20mS	250A	
I ² t for fusing	112A ² s	
Isolation voltage	2500V rms	
Maximum recommended unit temperature	70°	
Maximum cable temperature	105°C	
Maximum recommended unit load at 20°C ambient, (without extra heatsink)	10A	
Maximum recommended unit load at 40°C ambient, (without extra heatsink)	5A	
Mains supply +/-10%	110V or 230VAC	
Mains Frequency	50/60Hz	

*RMS = Root Mean Square


**TB = Terminal Block



QVR-QVR/S-QLC



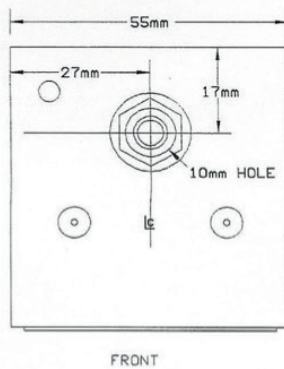
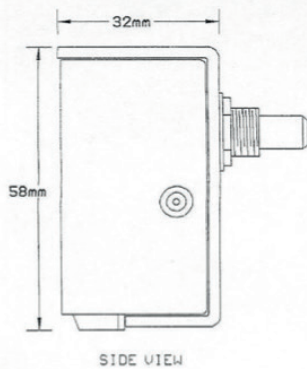
TB Regulator



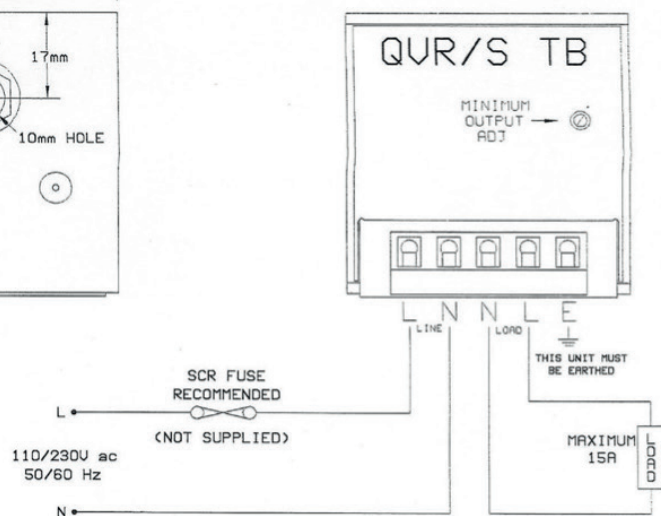
Regulator

INSTALLATION

DIMENSIONS & CONNECTIONS FOR TB REGULATOR



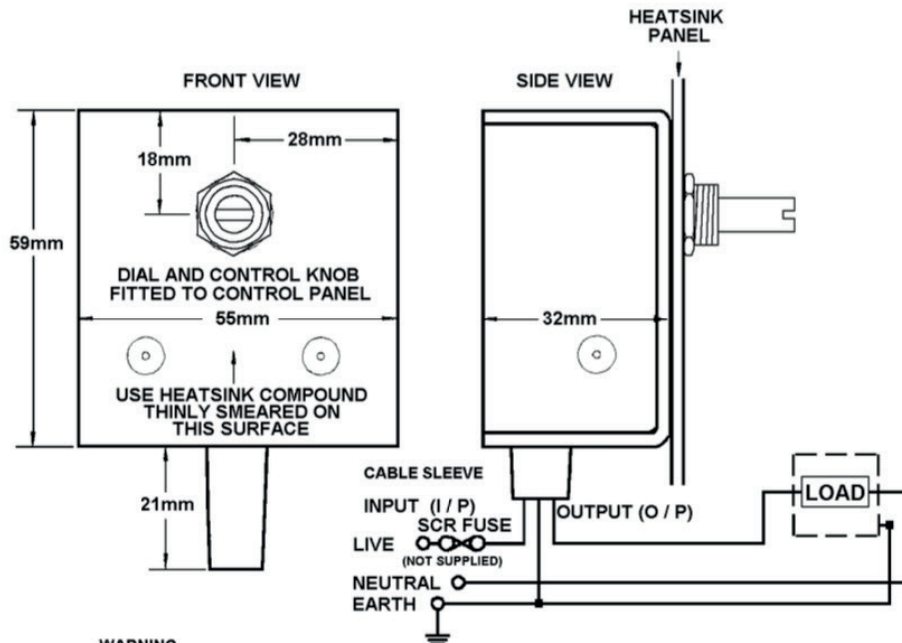
THIS UNIT MUST BE FASTENED TO A HEATSINK RATED AT 2°C/W FOR 16A OPERATION. HEATSINK PASTE ESSENTIAL FOR GOOD THERMAL CONTACT.





QVR-QVR/S-QLC

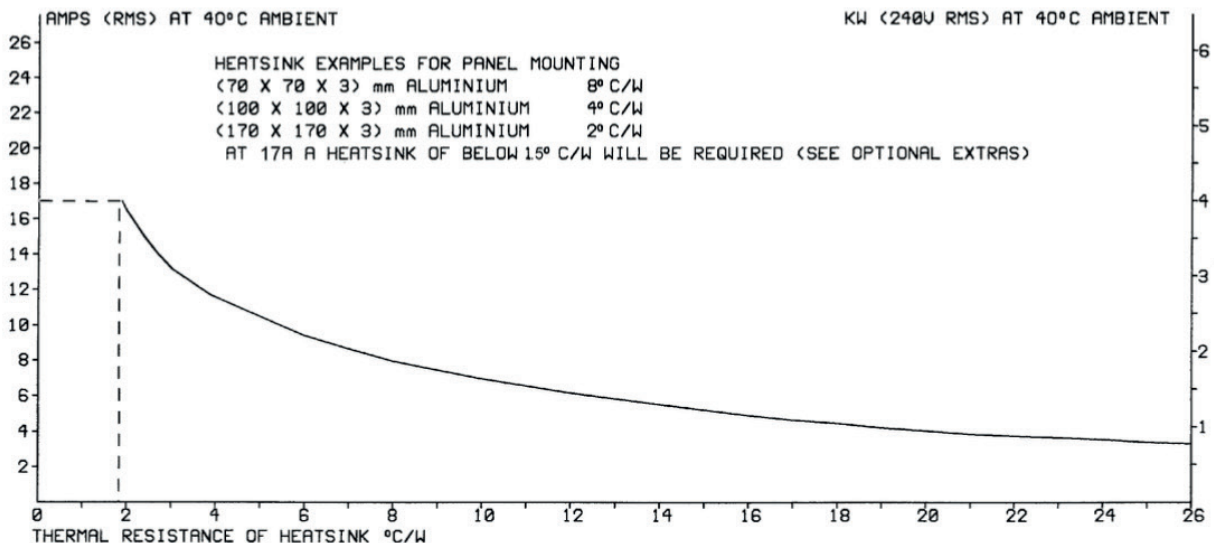
DIMENSIONS & CONNECTIONS FOR REGULATOR



WARNING

LIVE TERMINALS - SWITCH OFF SUPPLY BEFORE COMMENCING ANY SERVICE WORK
 NOTE FOR HEATSINK PANEL MOUNTING:
 A 10mm HOLE IS REQUIRED TO ACCEPT MOUNTING BUSH
 USE HEATSINK COMPOUND FOR EFFECTIVE THERMAL COUPLING

INSTALLATION Cont. Stainless Steel typically 15 times less thermally conductive and mild Steel is typically 5 times less thermally conductive.



THERMAL DATA
 WITH HEATSINK AS SPECIFIED, THE MAXIMUM LOAD CURRENT CAN BE DETERMINED. THIS IS THE MAXIMUM LOAD CURRENT POSSIBLE WITHOUT EXCEEDING THE DEVICE RATINGS.



QVR-QVR/S-QLC

SWITCHED CONFIGURATION (ONLY FOR QLC)

For 230 VAC	
POSITION	AC O/P LOADED VOLTS (RMS typical)
0	ZERO
1	173
2	193
3	SUPPLY

RECOMMENDATIONS

FUSING

It is recommended to use semiconductor (fast acting) type fuses or circuit breakers (Semiconductor - MCB) for unit protection. On initial switch on some loads may need an increased Factor of Safety (F of S) for unit and/or device protection. See SRA datasheet for information.

DOCUMENTS

Other documents available on request, which may be appropriate for your application: -

Code	Identity	Description
X10229	RFI	Filter recommendations: Addressing the EMC Directive
X10213	ITA	Interaction: Uses for phase angle and for burst fire control
X10255	SRA	Safety Requirements: Addressing the Low Voltage Directive (LVD) including, Thermal Data/Cooling, Live Parts Warning, Earthing Requirements and Fusing Recommendations

It is recommended that installation and maintenance of this equipment should be done with reference to the current edition of the I.E.T. regulations (BS7671) by suitably qualified/trained personnel. The regulations contain important requirements regarding the safety of electrical equipment. For International standards refer STANDARDS on D of C.

OPTIONAL EXTRAS

Product Code	Product Description
N30001	Control Knob RN-113B SCI
L60011	DIAL QVR TYPE
L60012	DIAL QLC TYPE
Z01062	Heatsink Compound Syringe (Must be applied while fitting)



QVR-QVR/S-QLC

PRODUCT CODE AND RELATED PRODUCT CODE

QVR	
Product Code	Product Description
A12112E	17A 110v Phase Angle Regulator
A12201E	17A 230v Phase Angle Regulator

QVR/S	
Product Code	Product Description
A13113E	17A 110v Phase Angle Regulator
A13202E	17A 230v Phase Angle Regulator

QLC	
Product Code	Product Description
A11203E	17A 230v Quartz Lamp Phase Angle 3 Position Switched Regulator

QVR/S - TB	
Product Code	Product Description
A14223E	15A 230v 5 Way Quartz Lamp Phase Angle Switched Regulator